

## Starter Project Recommendations

### Gallery Wall

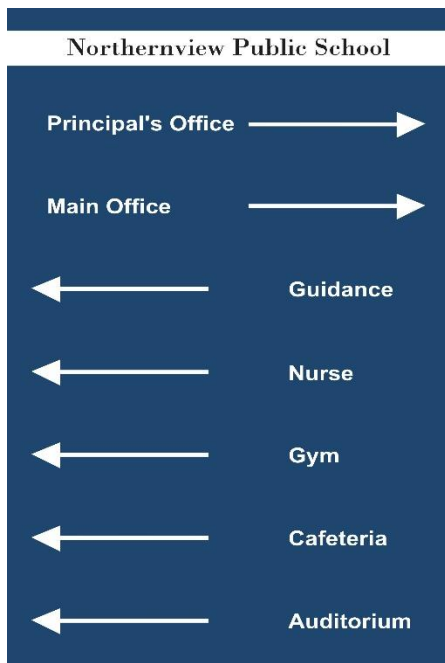


Print samples of various posters & banners on the different media types for display outside of your business location in the school.

Post a price list along with the samples.

*Materials Needed: Matte paper, glossy paper, and Charlie Adhesive (sticker) vinyl*

### School Signage



Work with the school custodian and secretary to identify areas in the school in need of directional or identification signs.

Examples would be Fire Exit Doors, Main Office, Electric Panel, Nurse's Office, etc.

*Materials Needed: Charlie Adhesive (sticker) vinyl*

## Locker Tags

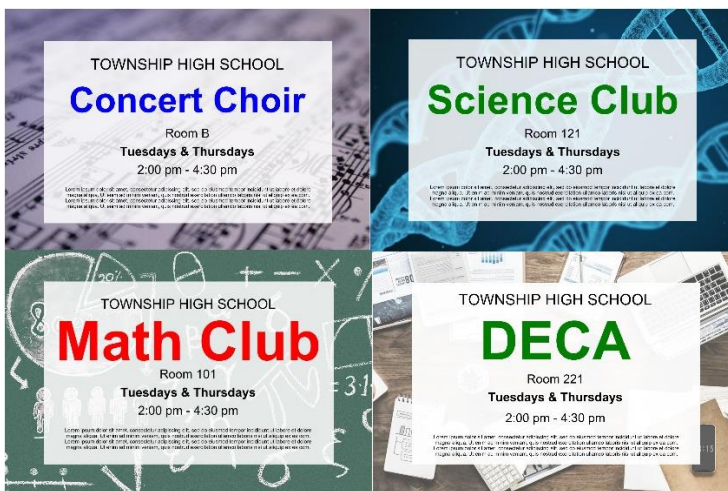


Use the locker tag templates in the Education: Charlie Adhesive section of PosterArtist to run a custom locker tag sale among students/staff. You can have locker tags for birthdays, athletics, school spirit, or graduation.

Tip: Take pictures of 1 or 2 different examples on lockers and post to social media with your school and business hashtags.

*Materials Needed: Charlie Adhesive (sticker) vinyl*

## Club Posters



Send an email to each student activity/club advisor to see if they would like a poster created for their club. Posters could be displayed outside of the room where the clubs meet, or if each club participates, they could be hung in a central location, like the cafeteria.

*Materials Needed: You could use Matte, Glossy, or Adhesive Vinyl for this project.*

## Event Posters



Get a schedule of upcoming events from the school office and find out which ones they would like you to produce posters for. If there is no template in the software, then create your own unique design. Save the changes you made to the templates so you can reproduce these posters for future events. You can also save each poster as a JPEG file and send them to the office for approval before printing the posters.

*Materials Needed: Matte Paper*


## Athletic Team Posters



You can work with your Athletic Director to produce team or senior posters for sale with proceeds benefitting the Athletic Department (after your costs have been covered). You can use an existing template or create your own great design.

*Materials Needed: Photo Glossy paper*

## Custom Chromebook Skins (*\*this is a more advanced project due to resizing of templates*)



Use the chromebook skin templates in PosterArtist for this project. You will need to first measure the size of the chromebooks being used by your school. Then adjust the templates to the correct size and eliminate the white space and text from the template. *You can call our office and speak to Dana for help with resizing if needed.*

You will need to advertise this new product of your business and have students use the order form – where they will be able to upload artwork they wish to use. You can add text as specified and have the design approved by your advisor before producing the end product.

*Materials Needed: Charlie Adhesive (sticker) vinyl*